

Three-Dimensional Flower

Design by Jeff Littlejohn, Fabrication by Dave Burnett, Text by Darlene Welch



Paul Wissmach Glass Co.

#14L, Gold/Pink/Silver/Opal for Flower Petals, 1/2 Sq. Ft.

Other Materials Required

Flux Solder

3/16" Copper Foil Black Patina

Flight into Fantasy Small Flower Kit

This small, three-dimensional flower kit from Flight into Fantasy will help you usher in spring and summer with a whimsical blossom that can make itself at home just about anywhere. The kit, with its pewter-cast pieces, can be used to make lots of different flower designs by using the two patterns that are included or by letting your imagination run free. You could also personalize the flower by using a different texture for the flower's center.

If creating something a bit larger is more to your fancy, Flight into Fantasy also provides kits for larger flowers. Large or small, let your creative juices flow and create a whole bouquet of these perky posies. Then share some with a friend.

Step 1

Score the glass according to the pattern pieces.

Step 2

Run the score on the pattern piece using a running pliers or grozer pliers.

Step 3

Grind the pieces to fit the layout pattern, removing any rough or sharp edges.

Step 4

Foil all of the pattern pieces using 3/16" copper foil. Use a lathkin or fid to burnish the edges of the foiled glass.

Step 5

Flux and tack-solder the flower petals together leaving room for the flower center.

Step 6

Solder the flower center to the flower petals on the back side only. Then bend the stem of the flower to the desired angle.

Step 7

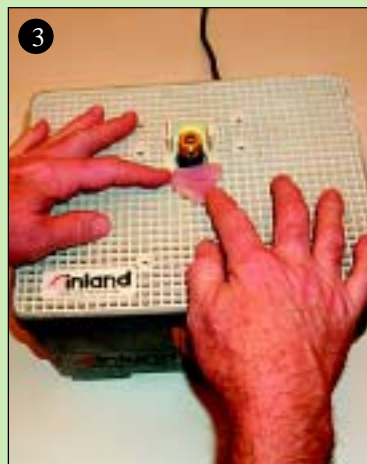
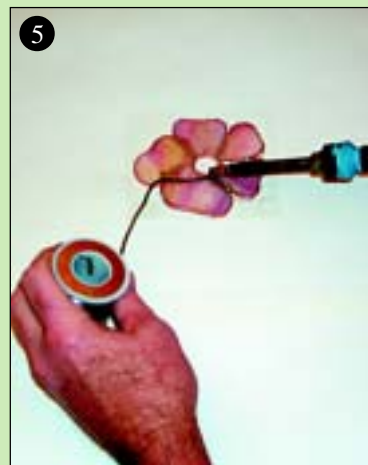
Solder the flower to the flower stem. Attach a small hook to the back of the flower in the design line if the flower is going to be hung as a suncatcher.

Clean the flower thoroughly with warm soapy water and flux remover.

Step 8

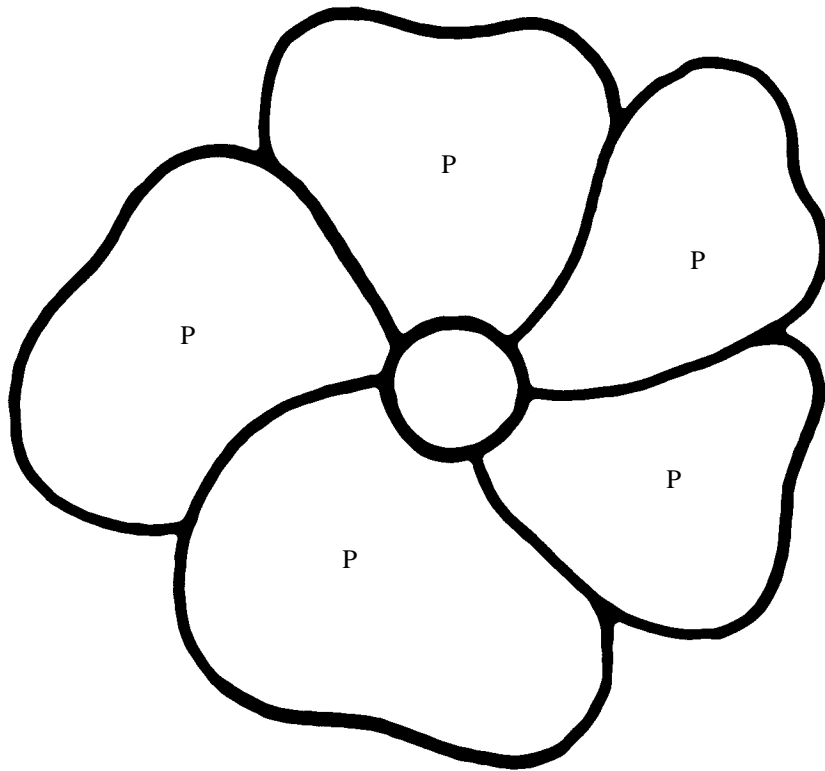
Apply black patina to the flower and stem. Clean the flower again. Use steel wool and lightly brush the black surface to give it a pewter look. Finish by using a glass wax on the completed flower to protect it from oxidation.

GPO



Three-Dimensional Flower

Design by Jeff Littlejohn



P - Gold/Pink/Silver/Opal for Flower Petals, 1/2 Sq. Ft.

Compliments of:

GLASS PATTERNS

—• Q U A R T E R L Y •—

www.GlassPatterns.com