

# Fused Tulip Variations

Design by Margot Clark and Saulius Jankauskas, MD

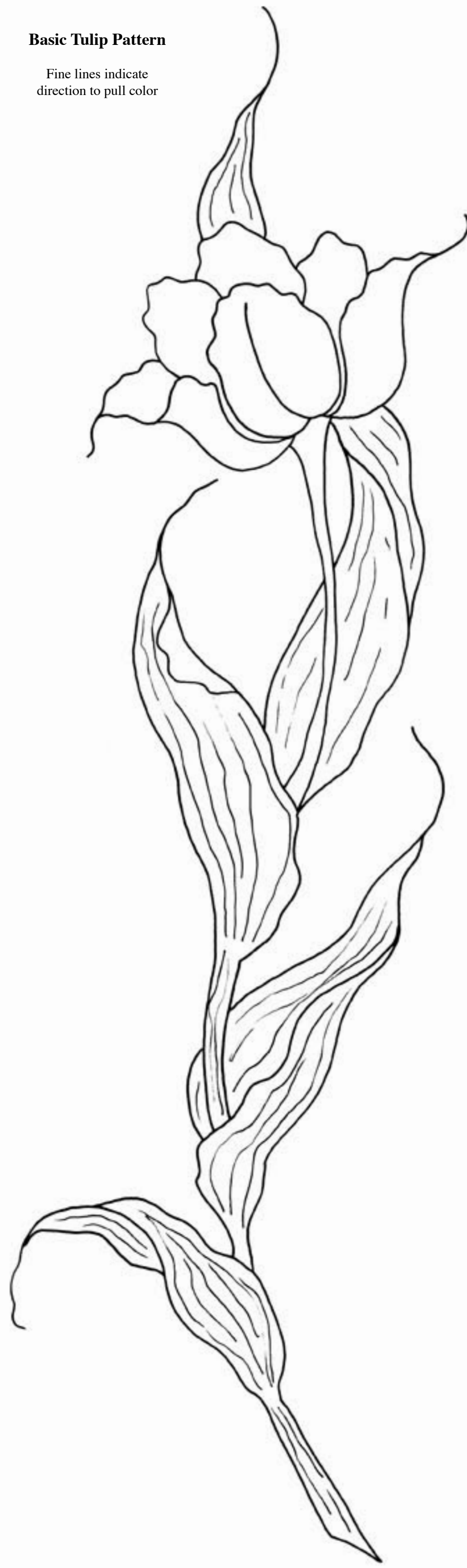
## Unique Glass Colors

For all Versions  
 GC1961 Dark Green  
 GC1963 Tulip Yellow  
 GC1966 Warm Brown  
 GC1968 Tan  
 GC1995 Apple Green  
 GC1997 Leaf Green  
 GC11003 Brite Pink  
 GC11007 Mauve  
 GC11008 Burgundy  
 GC11009 Amethyst  
 For Version 2 add:  
 GC987 Cerulean  
 GC990 Chartreuse  
 GC1956 Dark Blue  
 GC1958 Turquoise  
 GC1960 Blue Green  
 GC1965 Amber  
 GC1998 Golden Orange  
 GC11001 Grape  
 For Version 3 add:  
 GC985 Rosewood  
 GC986 Eggplant  
 GC1959 Teal Blue  
 GC1977 Jade  
 GC1964 Peach  
 GC11002 Tomato

Complete instructions, tips, and techniques for painting the three versions of this tulip panel can be found in the Spring 2009 issue of *Glass Patterns Quarterly*.


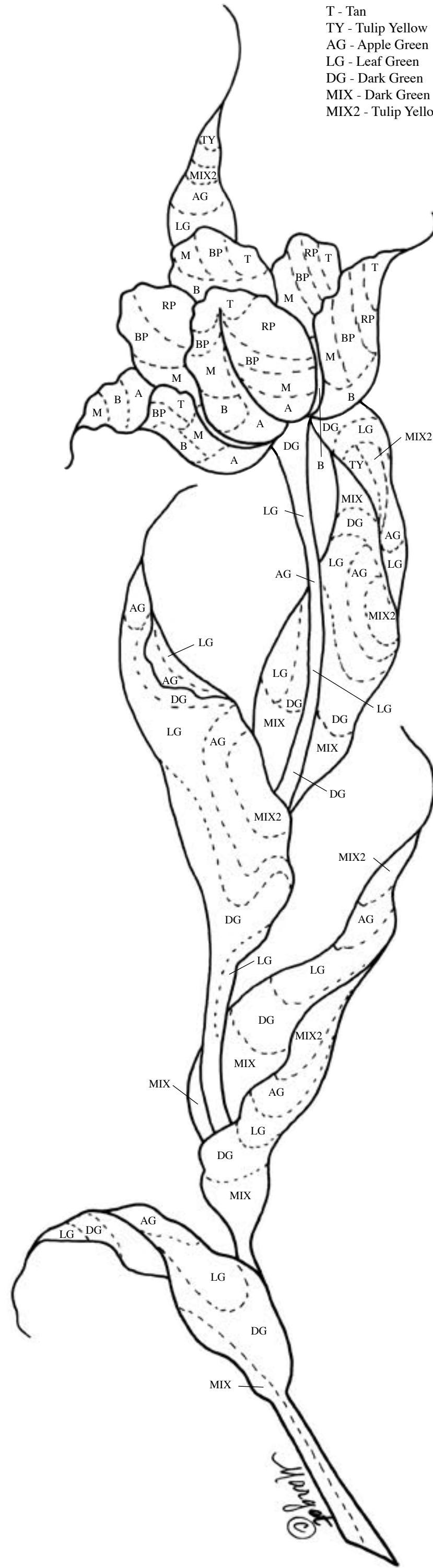
### Basic Tulip Pattern

Fine lines indicate direction to pull color



### Color Map for Tulip

A - Amethyst  
 B - Burgundy  
 M - Mauve  
 BP - Brite Pink  
 RP - Rose Pink  
 T - Tan  
 TY - Tulip Yellow  
 AG - Apple Green  
 LG - Leaf Green  
 DG - Dark Green  
 MIX - Dark Green little Warm Brown  
 MIX2 - Tulip Yellow, Apple Green



Tulip is same as Version #1

R - Rosewood  
 E - Eggplant  
 C - Cerulean