


Orchids

Design by Terra Parma

Wissmach Glass Company
WO-701 Medium Purple/Dark Purple/White Opal Wissy
for Flower Petals, 1/2 Sq. Ft.
WO-140 Medium Purple/Opal/Crystal Wissy
for Flower Centers, Scrap
1-L Silver Yellow/Opal/Crystal Wissy
for Flower Centers, Scrap
23-L Light Green Light Opal/Copper Red
for Leaves and Stem, 1/2 Sq. Ft.



Copyright 2019 Glass Patterns Quarterly, Inc. All rights reserved under Pan American and International copyright conventions. The contents of this magazine and pattern sheet including text, pattern designs, photographs, and/or illustrations are copyrighted. Photocopying and all other types of mechanical or electronic reproduction are prohibited except for making personal copies of patterns for enlargement or reduction or for teaching (one copy of pattern only per student). Copying this material to give or sell to others, except as noted, is prohibited by law. You may build the projects and/or paint the designs from this pattern sheet for your own pleasure, for giving, and for limited retail sales at craft shows, craft malls, stained glass retail stores, and special orders. You may not hire people to mass-produce these designs, or any derivative product made from these designs, for the wholesale, retail, or gift markets or to print brochures marketing these designs (Internet included) without written consent of Glass Patterns Quarterly, Inc., and the contributing designers, and permission/licensing fees negotiated.



Enlarge to desired size

Embossed Glass Choosing Your Own Drawing to Create Personalized Glass Art

Design by Dennis Brady


96 COE Glass
Clear Glass, 12" x 12"
Amber Glass, 12" x 12"

Funky Frannie

Design by Pat Chase

Glass
Assorted Desired Glass Colors
and Textures, Scrap

Enlarge to desired size



Cardinal in A Pine Tree


Design by Lisa Vogt

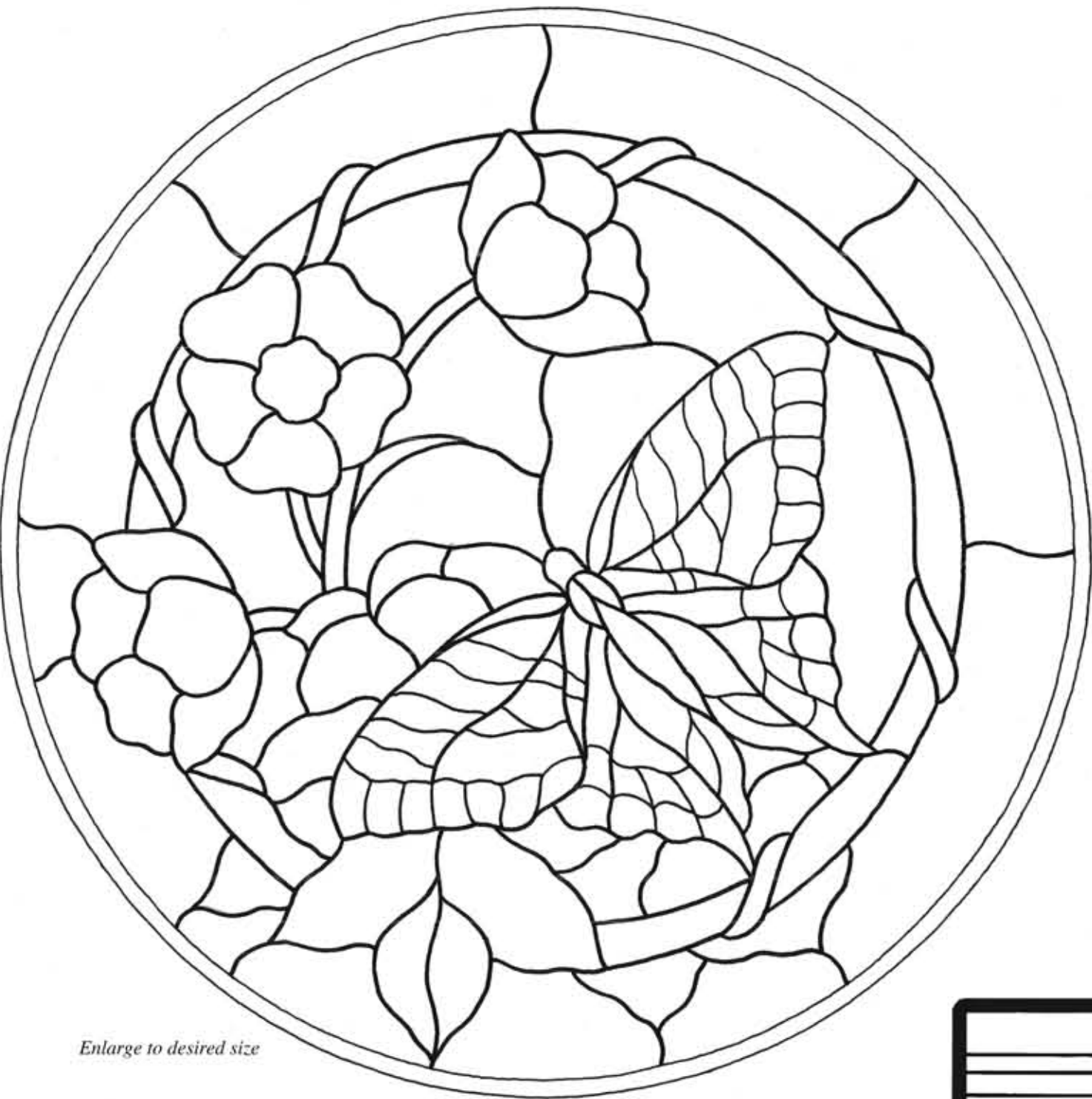
96 COE Glass
Clear for Base, 1 Sq. Ft.
Sky Blue for Sky, 1 Sq. Ft.
Flame for Cardinal, Scrap
Fern Green for Pine Tree, Scrap
Marigold for Bird Beak, Scrap
Medium White Frit for Snow
Coatings By Sandberg
Rainbow 1 on White Dichroic Frit

Amaryllis

Design by Chantal Part

Wissmach Glass Co.
18 H Light Orange Hammered
for Flowers and Bottom Inner Border, 1 Sq. Ft.
EM4931 Dark Copper Blue English Muffle
for Outer Border, 1-1/2 Sq. Ft.
DR319 Dark Yellow Green Double Rolled
for Stem, Leaves, and Top Inner Border, 2 Sq. Ft.
Aerolite-01 Clear Aerolite for Bottom Inner Border, Scrap
Spectrum Glass
110.8A Medium Amber Antique® for Background, Scrap
Youghiogheny Glass
1000 SP Stipple for Borders with Bevels, 2 Sq. Ft.
Additional Glass
1" Square Bevels for Background and Border Accents, 18
3 mm Flat Glass for Mixing Paint, 2 Sq. Ft.






Enlarge to desired size

Swallowtail

Design by Justin Behnke

Wissmach Glass Company
310CLA Dark Amber Classic
for Rope Border and Butterfly Wings, 1/4 Sq. Ft.
EM4932 Medium Yellow Green
for Leaves, 1/2 Sq. Ft.Additional Glass
Dark Orange for Center of Flower, Scrap
Spectrum Glass
OGT60768 Orange Inferno Pearl Opal, 1/2 Sq. Ft.
Additional Glass
Avocado Green for Flower Stems, Scrap
Black for Butterfly Wings, Scrap
Bright Yellow Opal for Butterfly Wings, Scrap
Medium Blue Hammered
for Butterfly Wings and Body, Scrap
White/Dark Blue for Outer Border, Sq. Ft.
Firelight White Opal for Rope Border, 1/4 Sq. Ft.
Clear Iridescent Rough Rolled
for Background, 3/4 Sq. Ft.



Enlarge to desired size

Flying Duck

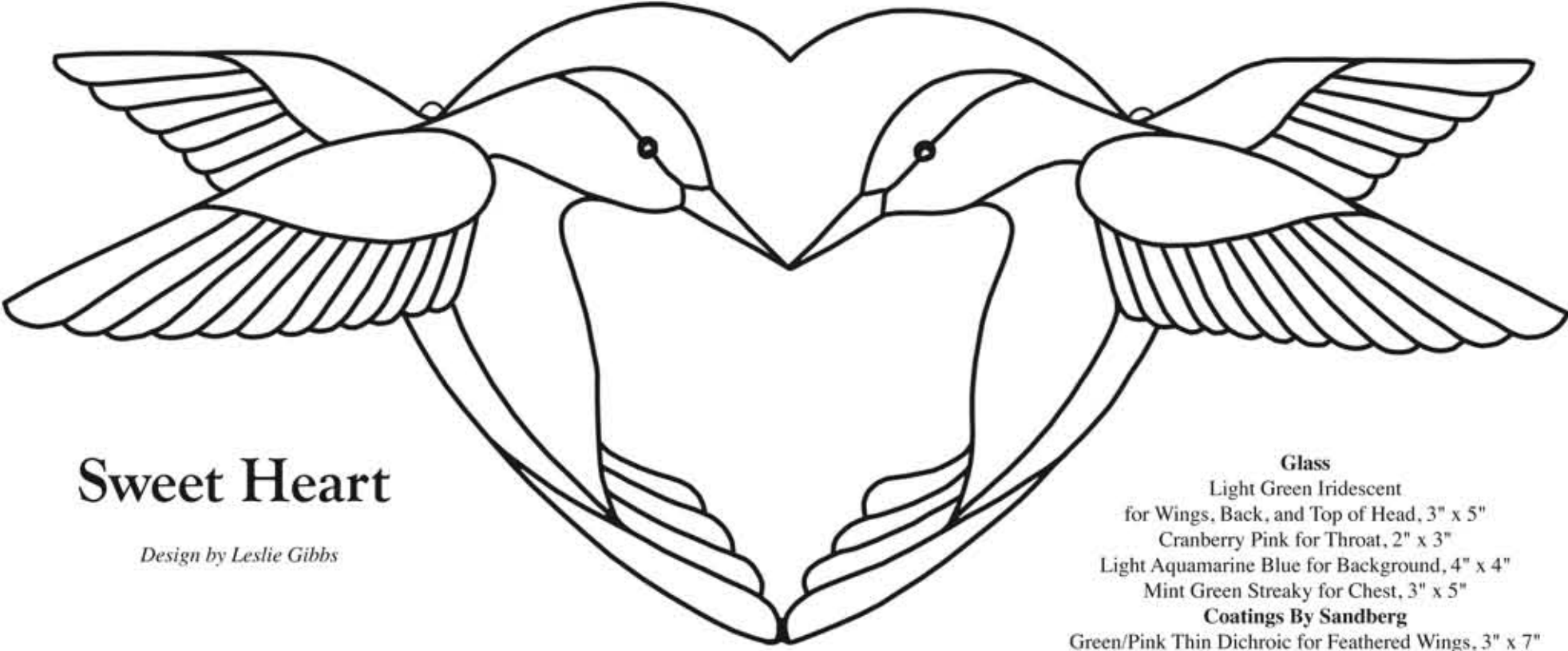
Design by Jean Beaulieu

Wissmach Glass Company
BLACK for Eye, Scrap
WO-112 Dark Green/Dark Amber/Opal Wissy for Head, Scrap
1-L Silver Yellow/Light Opal/Crystal for Beak, Scrap
71-L Dark Brown/Green/Light Blue/Light Opal/Crystal
for Neck and Back, Scrap
502-L Light Opal/Medium Gray/Brown for Breast and Wing, Scrap
503-L Light Opal/Dark Gray/Brown for Wing and Tail, 1 Sq. Ft.
118-LL Cobalt Blue/Opal/Crystal Streaky for Wing, Scrap
243-LL Dark Blue/Yellow Green Streaky
for Water and Landscape, 1/2 Sq. Ft.
WO-94 Medium Purple/Amber/Opal/Crystal Wissy for Sky, 2 Sq. Ft.

Glendalough A Legendary Irish Landscape

Design by David Kennedy

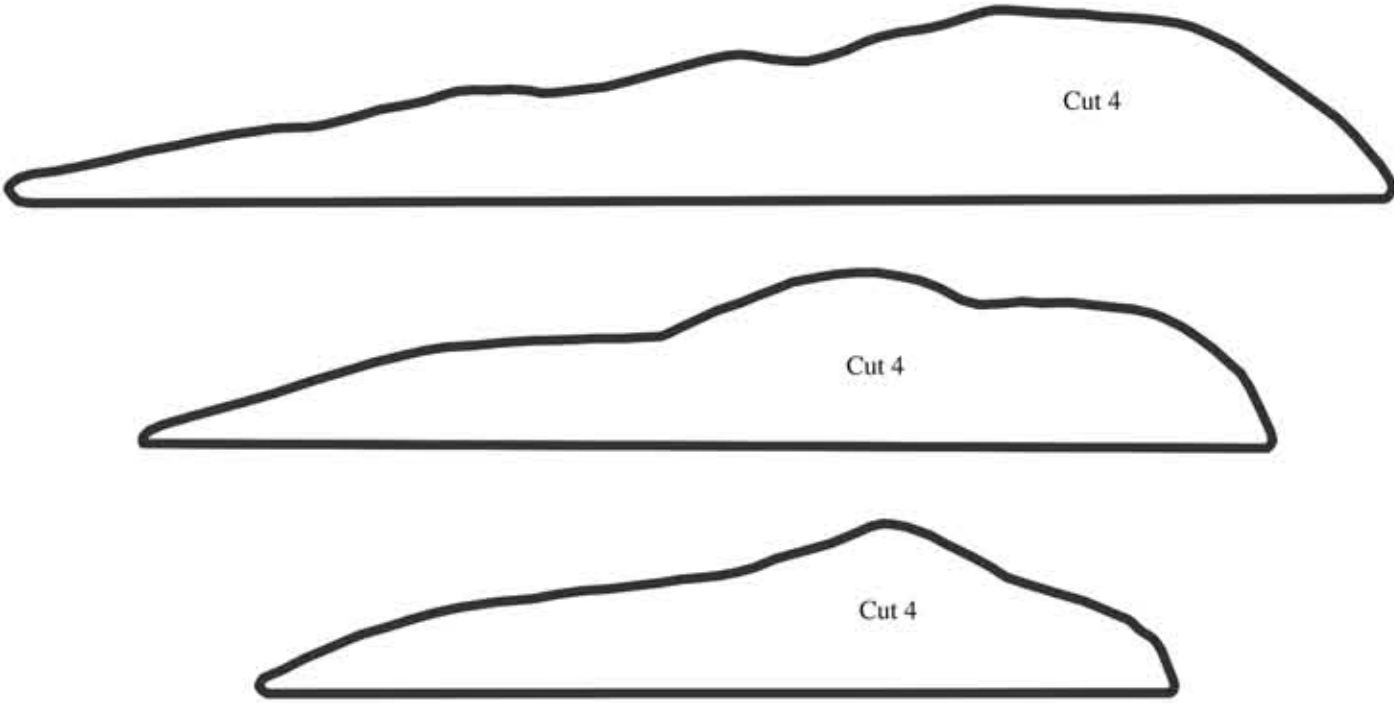
Wissmach Glass Co.
85-D Medium Purple/Sky Blue Dense Opal/Crystal for Sky and Mountains, 1-1/2 Sq. Ft.
145-D Dark Amber/Dense Opal/Crystal for Mountain Center, Scrap
WO-704 Medium Green/Brown/White Opal Wissy for Trees and Tree Line 1/2 Sq. Ft.
WO-707 Light Blue/Dark Blue/White Opal Wissy for Lake, 1/2 Sq. Ft.
565-L Gray Light Opal/Dark Gray for Towers and Church, Scrap
WO-152 Yellow Green/Dark Green Wissy for Grassland, 1/2 Sq. Ft.
EM318 Medium Olive for Foliage, Scrap
EM343 Green for Foliage, Scrap
EM161 Light Olive for Foliage, Scrap
570-L Dark Gray/Light Opal for Tower and Church Roofs, Scrap
343 Medium Green Cathedral for Foreground Trees, Scrap



Sweet Heart

Design by Leslie Gibbs

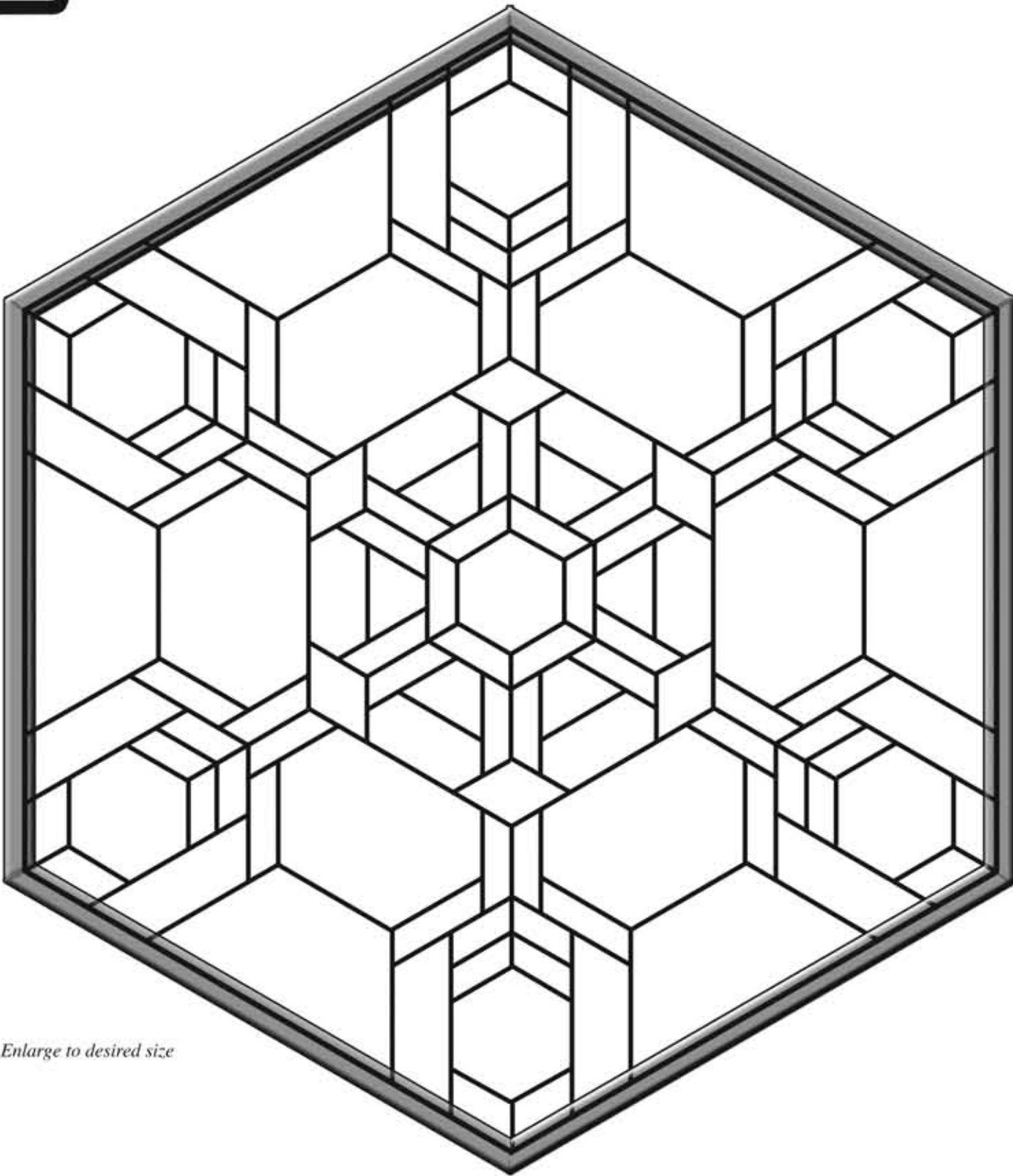
Glass
Light Green Iridescent
for Wings, Back, and Top of Head, 3" x 5"
Cranberry Pink for Throat, 2" x 3"
Light Aquamarine Blue for Background, 4" x 4"
Mint Green Streaky for Chest, 3" x 5"
Coatings By Sandberg
Green/Pink Thin Dichroic for Feathered Wings, 3" x 7"



3-D Winter Icicles

Design by Lidia K. Anderson

Glass
Clear Glass, Scrap
Textured Glass, Scrap



Enlarge to desired size




Enlarge to desired size

Scenic Overlook

Design by Mary Harris

Wissmach Glass Company
71-L Dark Brown/Green/Light Blue/Light Opal/Crystal for Deer Body, 1-1/2 Sq. Ft.
503-L Light Opal/Dark Gray/Brown for Deer Legs, Rump, and Face, Scrap
145-SP Dark Amber/Opal/Crystal for Antlers, Scrap
77-L Light Brown/Yellow Green/Light Opal for Antlers, Scrap
78-L Medium Amber/Green/Light Opal/Crystal for Landscape, 2 Sq. Ft.
61-L Green/Brown/Light Opal/Crystal for Landscape, Scrap
245-L Medium Amber/True Green Streaky/Light Opal/Crystal for Landscape, Scrap
WO-59 Dark Brown/Green/Opal/Crystal Wissy for Landscape, Scrap
155-LL Dark Purple/Green/Light Opal/Crystal Streaky for Tree Trunk, Scrap
23-L Light Green Light Opal/Copper Red for Tree Tops, 1 Sq. Ft.
WO-112 Dark Green/Dark Amber/Opal Wissy for Tree Tops, 1 Sq. Ft.
238-D Dark Purple/Dark Blue/Dense Opal/Crystal for Sky, 3-1/2 Sq. Ft.



Enlarge to desired size

Buzzy Beehive

Design by Paned Expressions Studios

Prairie Style Snowflake

Design by Chantal Paré

Wissmach Glass Co.
EMx118 Pale Blue English Muffle, 1 Sq. Ft.
Dew Drop-01 Iridescent, 1 Sq. Ft.
Figure C 01 Textured 1 Sq. Ft.
Aerolite-01, 1 Sq. Ft.
Additional Glass
3 mm Clear Float Glass, 1 Sq. Ft.

Wissmach Glass Company
61-L Green/Brown/Light Opal/Crystal for Background Landscape, 1 Sq. Ft.
57-D Medium Green/Dense Opal/Crystal for Foreground Landscape, 1 Sq. Ft.
188-L Gray Blue/White Light Opal for Sky, 1-1/2 Sq. Ft.
145-SP Dark Amber/Crystal for Hive, 1 Sq. Ft.
199-LL Medium Amber/Dark Amber Brown Streaky for Border and Hive Stand, 2 Sq. Ft.
55-LL Amber/Green/Opal/Crystal Streaky for Bees, Scrap
RIP-01 Clear Ripple for Bees Wings, Scrap

Enlarge to desired size